



CAPM BDBL MUTUAL FUND 01
STATEMENT OF FINANCIAL POSITION
As at 30 September 2017


Particulars	Notes	As at September 30, 2017 Taka
ASSETS		
Non Current Assets		
Preliminary and issue expenses	1.00	5,226,721
Total Non Current Assets		5,226,721
Current Assets		
Investments	2.00	370,744,182
Other receivables	3.00	4,552,360
Prepayments & Advance	4.00	27,646,362
Cash and cash equivalents	5.00	117,748,692
Total Current Assets		520,691,596
Total Assets		525,918,317
OWNERS' EQUITY & LIABILITIES		
OWNERS' EQUITY:		
Unit Capital	6.00	501,310,000
Retained earnings	7.00	12,886,901
Total Owners' Equity		514,196,901
Current Liabilities		
Accounts payable	8.00	11,721,416
Total Current Liabilities		11,721,416
Total Equity & Liabilities		525,918,317
Net asset value (NAV) per unit:		
At cost	9.00	10.63
At market price	10.00	10.26


On behalf of CAPM BDBL MUTUAL FUND 01



Chairman, Trustee
Investment Corporation of Bangladesh



Member, Trustee
Investment Corporation of Bangladesh

Dhaka
Date: October 29, 2017




CEO & Managing Director
Asset Manager
CAPM Company Limited



Vice President
Asset Manager
CAPM Company Limited


Chief Compliance Officer
Asset Manager
CAPM Company Limited

CAPM BDBL MUTUAL FUND 01

Statement of Profit or Loss and Other Comprehensive Income
For the period from 01 July, 2017 to 30 September, 2017

Particulars	Notes	For the period
		from 01 July, 2017 to 30 September, 2017 Taka
Income		
Interest income		1,705,885
Net gain on sale of marketable securities		21,616,403
Dividend income		2,248,563
Total Income		25,570,851
Expenditure		
Management fee		2,310,697
Amortization of Preliminary and Issue expenses		141,263
Addvertisement & Publicity Expenses		129,000
Bank Charge, Commission & Excise Duty		1,688
Annual Fees		252,715
Trustee Fee		191,137
Trustee Meeting Expenses		25,500
Custodian Fee		132,052
Bidding Fee (Book-Building)		3,000
Brokerage Fee-Sale		517,642
CDBL & BO Charge		62,743
Total Expense		3,767,436
Income during the period		21,803,414
Provision for Unrealized Gain/Loss during the period	11.00	(9,203,627)
Net income during the period		12,599,787
Earnings per unit during the period	12.00	0.25




Chairman, Trustee
Investment Corporation of Bangladesh




Member, Trustee
Investment Corporation of Bangladesh

On behalf of CAPM BDBL MUTUAL FUND 01



CEO & Managing Director
Asset Manager
CAPM Company Limited



Vice President
Asset Manager
CAPM Company Limited



Chief Compliance Officer
Asset Manager
CAPM Company Limited

Dhaka
Date: October 29, 2017



CAPM BDBL MUTUAL FUND 01
Statement of Changes in Equity
For the period from 01 July, 2017 to 30 September, 2017

Particulars	Unit Capital	Retained Earnings	<i>Amount in Taka</i>
			Total Equity
Balance as at 01 July 2017	501,310,000	10,313,314	511,623,314
Issued, subscribed and paid unit capital	-	-	-
Net income during the period	-	12,599,787	12,599,787
Dividend Paid	-	(10,026,200)	(10,026,200)
Balance as at 30 September 2017	501,310,000	12,886,901	514,196,901




Chairman, Trustee
Investment Corporation of Bangladesh




Member, Trustee
Investment Corporation of Bangladesh


On behalf of CAPM BDBL MUTUAL FUND 01



CEO & Managing Director
Asset Manager
CAPM Company Limited



Vice President
Asset Manager
CAPM Company Limited




Chief Compliance Officer
Asset Manager
CAPM Company Limited


Dhaka
Date: October 29, 2017



CAPM BDBL MUTUAL FUND 01
Statement of Cash Flows
For the period from 01 July, 2017 to 30 September, 2017


Particulars	For the period from 01 July, 2017 to 30 September, 2017 Taka
Cash flows from operating activities	
Interest income realized in cash	120,356
Proceeds from sale of marketable securities	22,002,076
Dividend income	1,478,483
Other operating expenses	<u>(5,199,373)</u>
Net cash from operating activities	<u>18,401,542</u>
Cash flows from investing activities	
Investment in Listed Securities	(286,071,995)
Received from Listed & Non listed Securities	247,577,433
Investment in Non listed Securities	<u>(21,500,000)</u>
Net cash used in investing activities	<u>(59,994,562)</u>
Cash flows from financing activities	
Dividend paid	(8,583,298)
Net cash used in financing activities	<u>(8,583,298)</u>
Net cash flows	(50,176,318)
Cash and cash equivalents at the beginning of the period	167,925,010
Cash and cash equivalents at the end of the period	<u>117,748,692</u>
Net operating cash flows	<u>18,401,542</u>
Number of outstanding units	<u>50,131,000</u>
Net operating cash flows per unit	<u>0.37</u>



Chairman, Trustee
Investment Corporation of Bangladesh



Member, Trustee
Investment Corporation of Bangladesh

Dhaka
Date: October 29, 2017

On behalf of CAPM BDBL MUTUAL FUND 01


CEO & Managing Director
Asset Manager
CAPM Company Limited


Vice President
Asset Manager
CAPM Company Limited


Chief Compliance Officer
Asset Manager
CAPM Company Limited



CAPM BDBL Mutual Fund 01
Notes to the Financial Statements
For the Period From 01 July 2017 to 30 September 2017

For the period
from 01 July,
2017 to 30
September, 2017

	Taka
1.00 Preliminary and issue expenses	
Opening Balance	5,367,984
Less: Amortization made during the period	141,263
	5,226,721
2.00 Investments	
Investment in marketable securities - at market	370,744,182
	370,744,182
3.00 Other receivables	
Receivable from Broker House	2,074,064
Cash Dividend	770,081
Short Notice Deposit (SND)	1,708,215
	4,552,360
4.00 Advance, Deposit & Prepayments	
Advance Payment	1,572,184
Advance Annual Fee	607,066
Advance Trustee Fee	162,051
Advance IPO Application	25,305,062
	27,646,362
5.00 Cash and cash equivalents	
Cash at bank - SND Account with:	
Trust Bank Ltd (Gulshan branch)	7,139,013
SBAC Bank Ltd (Banani branch)	4,431
Union Bank Ltd (Banani branch)	110,605,248
	117,748,692
6.00 Unit Capital	
50131000 units of Tk 10 each	501,310,000
	501,310,000
7.00 Retained earnings	
Opening Balance	10,313,314
Net income during the period	12,599,787
Less: Dividend Paid	10,026,200
	12,886,901
8.00 Accounts payable	
Management fee Payable	2,310,697
Payable to Brokerage House	7,835,766
Custodian fee Payable	132,052
Dividend Payable	1,442,902
	11,721,416




CAPM BDBL Mutual Fund 01
Notes to the Financial Statements
For the Period From 01 July 2017 to 30 September 2017


For the period
from 01 July,
2017 to 30
September, 2017

	Taka
Dividend Payable	1,442,902
	11,721,416
9.00 Net asset value (NAV) per unit at cost	
Total net asset value at cost	532,819,469
Number of units	50,131,000
NAV per unit at cost	10.63
10.00 Net asset value per unit at market value	
Total net asset value at market price	514,197,172
Number of units	50,131,000
NAV per unit at market price	10.26
11.00 Investment Diminution Reserve	
Investment in marketable securities - at market	370,744,182
Investment in marketable securities - at cost	391,846,181
	(21,101,999)
Less: Provision made in last year	(11,898,372)
	(9,203,627)
12.00 Earnings per unit	
Net profit for the year (A)	12,599,787
Number of units (B)	50,131,000
Earnings per unit (A÷B)	0.25

N.B. The operations of CAPM BDBL Mutual Fund 01 have been commenced from January 2017. So, there were no comparables for showing changes with previous quarter. However, we will incorporate changes with previous quarter in financial report from 3rd quarter of current year.


On behalf of CAPM BDBL MUTUAL FUND 01



Chairman, Trustee
Investment Corporation of Bangladesh

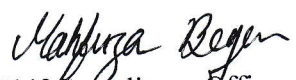

Member, Trustee
Investment Corporation of Bangladesh

Dhaka
Date: October 29, 2017




CEO & Managing Director
Asset Manager
CAPM Company Limited


Vice President
Asset Manager
CAPM Company Limited


Chief Compliance Officer
Asset Manager
CAPM Company Limited