

CAPM BDBL MUTUAL FUND 01
STATEMENT OF FINANCIAL POSITION
 3rd Quarter Report (Unaudited)
 As at 31 March 2018

Particulars	Notes	As at March 31, 2018 Taka	As at June 30, 2017 Taka
ASSETS			
Non Current Assets			
Preliminary and issue expenses	1.00	4,944,196	5,367,984
Total Non Current Assets		4,944,196	5,367,984
Current Assets			
Investments	2.00	352,994,789	322,907,941
Other receivables	3.00	3,190,644	4,867,799
Prepayments & Advance	4.00	27,477,503	15,621,464
Cash and cash equivalents	5.00	155,151,514	167,925,010
Total Current Assets		538,814,449	511,322,215
Total Assets		543,758,645	516,690,199
OWNERS' EQUITY & LIABILITIES			
OWNERS' EQUITY:			
Unit Capital	6.00	501,310,000	501,310,000
Retained earnings	7.00	24,483,169	10,313,314
Total Owners' Equity		525,793,169	511,623,314
Current Liabilities			
Accounts payable	8.00	17,965,477	5,066,885
Total Current Liabilities		17,965,477	5,066,885
Total Equity & Liabilities		543,758,646	516,690,199
Net asset value (NAV) per unit:			
At cost	9.00	11.13	10.44
At market price	10.00	10.49	10.21


On behalf of CAPM BDBL MUTUAL FUND 01



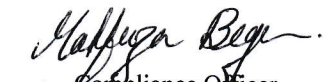
Chairman, Trustee
 Investment Corporation of Bangladesh



Member, Trustee
 Investment Corporation of Bangladesh



Managing Director & CEO
 Asset Manager
 CAPM Company Limited



Compliance Officer
 Asset Manager
 CAPM Company Limited


Dhaka
 Date: 23.04.2018




CAPM BDBL MUTUAL FUND 01
Statement of Profit or Loss and Other Comprehensive Income
3rd Quarter Report (Unaudited)
For the period from 01 January, 2018 to 31 March, 2018


Particulars	Notes	For the period	For the period from
		from 01 January, 2018 to 31 March, 2018	12 January, 2017 to 31 March, 2017
		Taka	
Income			
Interest income		1,970,541	1,999,629
Net gain on sale of marketable securities		12,368,790	15,341,425
Dividend income		803,210	174,600
Total Income		15,142,541	17,515,654
Expenditure			
Management fee		2,346,576	2,267,695
Amortization of Preliminary and Issue expenses		141,263	141,262
Advertisement & Publicity Expenses		66,400	212,795
Bank Charge, Commission & Excise Duty		(37,635)	877
Annual Fees		254,025	-
Trustee Fee		201,826	-
Custodian Fee		148,899	87,226
Bidding Fee (Book-Building)		9,000	5,000
Registration Fee (Book-Building)		-	25,000
Brokerage Fee-Sale		345,670	330,766
CDBL & BO Charge		52,360	72,022
Other Operating Expenses		26,000	-
Total Expense		3,554,383	3,142,643
Income during the period		11,588,159	14,373,011
Provision for Unrealized Gain/Loss during the period		(32,740,120)	-
Net income during the period		(21,151,961)	14,373,011
Earnings per unit during the period		(0.42)	0.29

On behalf of CAPM BDBL MUTUAL FUND 01


Chairman, Trustee
Investment Corporation of Bangladesh


Member, Trustee
Investment Corporation of Bangladesh


Managing Director & CEO
Asset Manager
CAPM Company Limited


Compliance Officer
Asset Manager
CAPM Company Limited


Dhaka
Date: 23.04.2018




CAPM BDBL MUTUAL FUND 01
Statement of Profit or Loss and Other Comprehensive Income
3rd Quarter Report (Unaudited)
For the period from 01 July, 2017 to 31 March, 2018


Particulars	Notes	Taka	For the period from 01 July, 2017 to 31 March, 2018	For the period from 12 January, 2017 to 31 March, 2017
Income				
Interest income		4,912,527		1,999,629
Net gain on sale of marketable securities		47,196,917		15,341,425
Dividend income		6,626,134		174,600
Total Income		58,735,578		17,515,654
Expenditure				
Management fee		7,009,537		2,267,695
Amortization of Preliminary and Issue expenses		423,788		141,262
Advertisement & Publicity Expenses		244,000		212,795
Bank Charge, Commission & Excise Duty		98,236		877
Annual Fees		759,456		-
Trustee Fee		586,409		-
Custodian Fee		440,242		87,226
Bidding Fee (Book-Building)		25,000		5,000
Registration Fee (Book-Building)		-		25,000
Brokerage Fee-Sale		1,118,426		330,766
CDBL & BO Charge		219,671		72,022
Other Operating Expenses		102,000		-
Total Expense		11,026,765		3,142,643
Income during the period		47,708,812		14,373,011
Provision for Unrealized Gain/Loss during the period		(23,512,758)		-
Net income during the period		24,196,054.63		14,373,011
Earnings per unit during the period		0.48		0.29

On behalf of CAPM BDBL MUTUAL FUND 01


Chairman, Trustee
Investment Corporation of Bangladesh


Member, Trustee
Investment Corporation of Bangladesh


Managing Director & CEO
Asset Manager
CAPM Company Limited


Compliance Officer
Asset Manager
CAPM Company Limited

Dhaka
Date: 23.04.2018




CAPM BDBL MUTUAL FUND 01
Statement of Changes in Equity
3rd Quarter Report (Unaudited)
For the period from 01 July, 2017 to 31 March, 2018

Particulars	Unit Capital	Retained Earnings	<i>Amount in Taka</i>
			Total Equity
Balance as at 01 July 2017	501,310,000	10,313,314	511,623,314
Net income during the period	-	24,196,055	14,169,855
Dividend Paid	-	(10,026,200)	-
Balance as at 31 March 2018	501,310,000	24,483,169	525,793,169


CAPM BDBL MUTUAL FUND 01
Statement of Changes in Equity
For the period from 12 January, 2017 to 31 March, 2017

Particulars	Unit Capital	Unrealized gain/ loss	Retained Earnings	<i>Amount in Taka</i>
				Total Equity
Balance as at 12 January 2017	-	-	-	-
Issued, subscribed and paid unit capital	501,310,000	-	-	501,310,000
Unrealized Loss	-	(8,473,154)	-	(8,473,154)
Net income during the period	-	-	14,373,011	14,373,011
Balance as at 31 March 2017	501,310,000	(8,473,154)	14,373,011	507,209,857


On behalf of CAPM BDBL MUTUAL FUND 01



Chairman, Trustee
Investment Corporation of Bangladesh



Member, Trustee
Investment Corporation of Bangladesh



Managing Director & CEO
Asset Manager
CAPM Company Limited



Compliance Officer
Asset Manager
CAPM Company Limited

Dhaka
Date: 23.04.2018




CAPM BDBL MUTUAL FUND 01
Statement of Cash Flows
3rd Quarter Report (Unaudited)
For the period from 01 July, 2017 to 31 March, 2018

Particulars	Taka	
	For the period from 01 July, 2017 to 31 March, 2018	For the period from 12 January, 2017 to 31 March, 2017
Cash flows from operating activities		
Interest income realized in cash	2,686,070	-
Proceeds from sale of marketable securities	47,196,917	151,341,425
Dividend income	5,784,634	174,600
Operating expenses	(11,628,983)	210,129
Net cash from operating activities	44,038,638	151,726,154
Cash flows from investing activities		
Investment in Listed Securities	(538,581,851)	(453,436,819)
Received from Listed & Non listed Securities	548,295,917	51,808,728
Investment in Non listed Securities	(56,500,000)	(57,050,000)
Investment in Right Share	-	(1,200,000)
Net cash used in investing activities	(46,785,934)	(459,878,091)
Cash flows from financing activities		
Proceeds from issuance of units - Capital fund	-	-
Dividend paid	(10,026,200)	-
Net cash used in financing activities	(10,026,200)	-
Net cash flows	(12,773,496)	(308,151,937)
Cash and cash equivalents at the beginning of the period	167,925,010	492,791,859
Cash and cash equivalents at the end of the period	155,151,514	184,639,922
Net operating cash flows	44,038,638	151,726,154
Number of outstanding units	50,131,000	50,131,000
Net operating cash flows per unit	0.88	3.03

On behalf of CAPM BDBL MUTUAL FUND 01



Chairman, Trustee
Investment Corporation of Bangladesh



Member, Trustee
Investment Corporation of Bangladesh



Managing Director & CEO
Asset Manager
CAPM Company Limited



Compliance Officer
Asset Manager
CAPM Company Limited

Dhaka
Date: 23.04.2018



CAPM BDBL Mutual Fund 01
Notes to the Financial Statements

	For the period from 01 January, 2018 to 31 March, 2018	For the period from 12 January, 2017 to 30 June, 2017
	<u>Taka</u>	<u>Taka</u>
1.00 Preliminary and issue expenses		
Opening Balance	5,085,459	5,669,137
Total preliminary and issue expenses incurred	-	-
Less: Amortization made during the period	141,263	301,153
	<u>4,944,196</u>	<u>5,367,984</u>
2.00 Investments		
Investment in marketable securities - at market	352,994,789	322,907,941
	<u>352,994,789</u>	<u>322,907,941</u>
3.00 Other receivables		
Receivable from Broker House	-	4,745,113
Cash Dividend	841,500	-
FDR Interest Profit	1,012,500	-
Short Notice Deposit (SND)	1,336,643	122,687
	<u>3,190,644</u>	<u>4,867,799</u>
4.00 Advance, Deposit & Prepayments		
Advance Payment	1,497,380	1,572,184
Advance Annual Fee	707,635	859,781
Advance Trustee Fee	177,158	353,188
Advance IPO Application	25,095,330	12,836,312
	<u>27,477,503</u>	<u>15,621,464</u>
5.00 Cash and cash equivalents		
Cash at bank - SND Account with:		
Trust Bank Ltd (Gulshan branch)	2,190,843	67,129,634
SBAC Bank Ltd (Banani branch)	-	50,404,075
Union Bank Ltd (Banani branch)	112,960,671	50,391,300
FDR	40,000,000	-
	<u>155,151,514</u>	<u>167,925,010</u>
6.00 Unit Capital		
50131000 units of Tk 10 each	501,310,000	501,310,000
	<u>501,310,000</u>	<u>501,310,000</u>
7.00 Retained earnings		
Opening Balance	45,635,130	-
Net income during the period	(21,151,961)	10,313,314
Less: Dividend Paid	-	-
	<u>24,483,169</u>	<u>10,313,314</u>
Profit & Loss has been adjusted with retained earnings.		



CAPM BDBL Mutual Fund 01
Notes to the Financial Statements

	For the period from 01 January, 2018 to 31 March, 2018	For the period from 12 January, 2017 to 30 June, 2017
	<u>Taka</u>	<u>Taka</u>
8.00 Accounts payable		
Management fee Payable	2,346,576	4,826,115
Payable to CDBL Charge	-	6,900
Custodian fee Payable	148,899	213,870
Payable to Brokerage House	684,002	-
Payable to IPO share application	14,762,000	-
Payable to Audit Fee	-	20,000
Dividend Payable	24,001	-
	<u>17,965,477</u>	<u>5,066,885</u>
9.00 Net asset value (NAV) per unit at cost		
Total net asset value at cost	558,013,655	523,311,015
Number of units	50,131,000	50,131,000
NAV per unit at cost	<u>11.13</u>	<u>10.44</u>
10.00 Net asset value per unit at market value		
Total net asset value at market price	525,793,168	511,623,314
Number of units	50,131,000	50,131,000
NAV per unit at market price	<u>10.49</u>	<u>10.21</u>

